# Year 4 - Short Division — Lesson Guide

**Step 1**

**426 ÷ 3 =** ☐



First, we circle the division sign so we know to divide and find the quotient.

**Step 2**

**426 ÷ 3 =** ☐



First, check whether a mental method would be quicker. I can see one exchange, so I think short division will help.

**Step 3**

**426 ÷ 3 =** ☐




The dividend is 426, the number we are dividing. We leave a row above the dividend for the quotient, our answer. The first digit of 426, 4, is in the hundreds column, so we start there. We write 426 in the correct columns, with one digit in each box.

**Step 4**

**426 ÷ 3 =** ☐

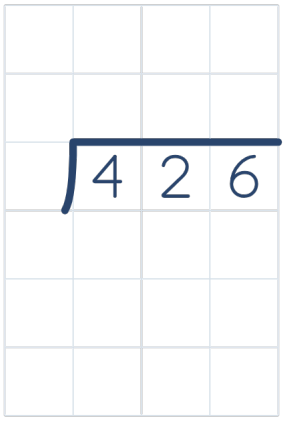


After that, we draw a short curved line on the left of the dividend and a straight line above it. We have kept the row above the line for our quotient.

**Step 5**

**426 ÷ 3 =** ☐

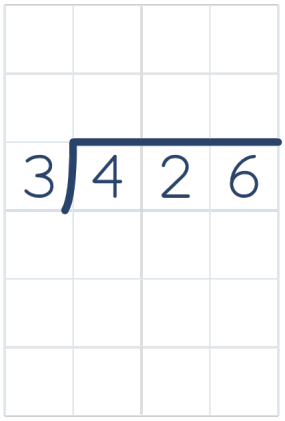


**Remember:** The divisor goes outside the bracket. The quotient goes above the line.

Then, we write 3 on the left of the curved line. This is the divisor, the number we are dividing by.

## Step 6

**426 ÷ 3 =** ☐

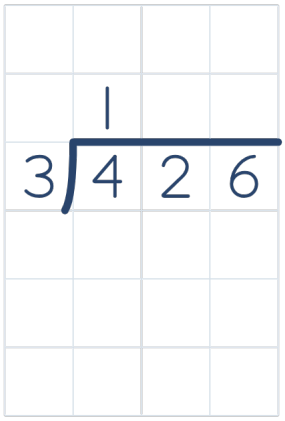


**Remember:** A digit above the hundreds column tells us how many hundreds are in each group.

Start at the hundreds. Share 4 hundreds equally into 3 groups. Each group gets 1 hundred and 1 hundred is left over. Write 1 in the hundreds answer square above the line. We will exchange the 1 hundred left over in the next step.

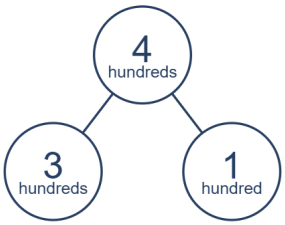


## Step 7

**426 ÷ 3 =** ☐

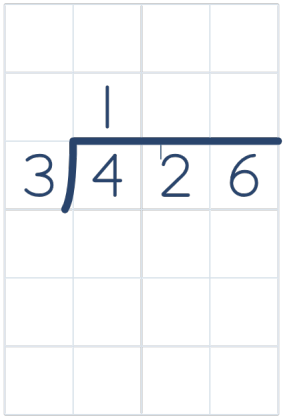


Now, we exchange the 1 hundred left over for 10 tens. We write a smaller 1 at the top left of the next square, to the left of the 2 already there. Together they show 12 tens, ready for the next step.

**Step 8**

**426 ÷ 3 =** ☐

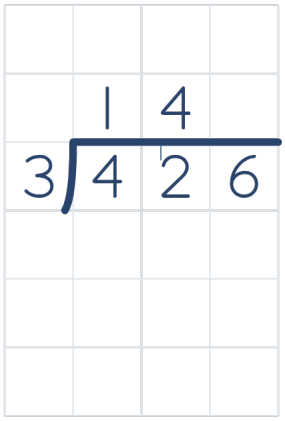


Read the small 1 and the 2 together as 12 tens. The small 1 stands for 10 tens exchanged from the hundreds column. Divide 12 tens by 3. Each group gets 4 tens. Write 4 in the tens answer square above the line.

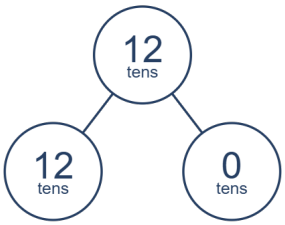


**Step 9**

**426 ÷ 3 =** ☐

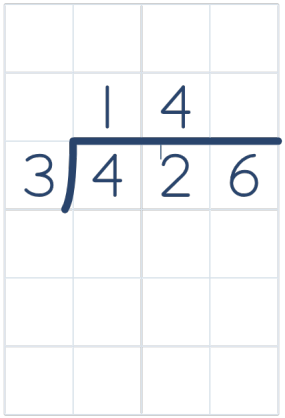


We have shared all 12 tens equally into 3 groups. There are no tens left to exchange. Move to the 6 in the ones column.

**Step 10**

**426 ÷ 3 =** ☐

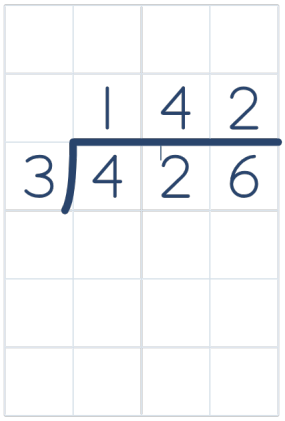


Share 6 ones equally into 3 groups. Each group gets 2 ones. Write 2 in the ones answer square above the line.

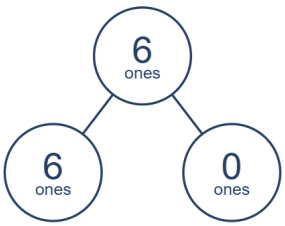


**Step 11**

**426 ÷ 3 =** ☐

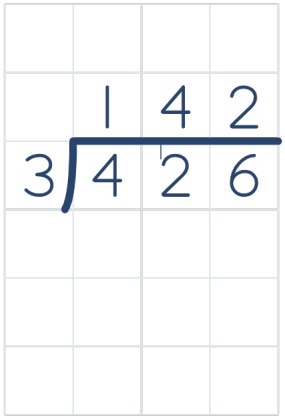


Nothing is left over, so we have finished dividing. Our quotient is 142.

**Step 12**

**426 ÷ 3 =**

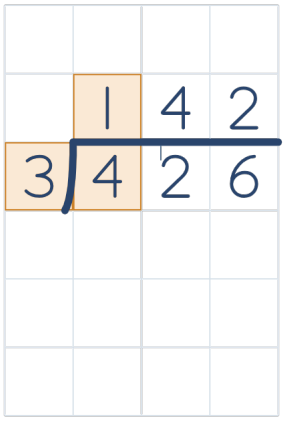


Our quotient is 142. Before we copy our answer into the answer box, let's check each column, including the exchanges. First, we check the hundreds. We ask again, "How many 3s are in 4?" 1 group of 3 makes 3, with 1 left over. We have written 1 above this column. We have exchanged the 1 hundred left over into the next column.

**Step 13**

**426 ÷ 3 =**




Next, we check the tens. We ask again, "How many 3s are in 12?" 4 groups of 3 make 12. We have written 4 above this column. There is nothing left over in this column.

**Step 14**

**426 ÷ 3 =** ☐

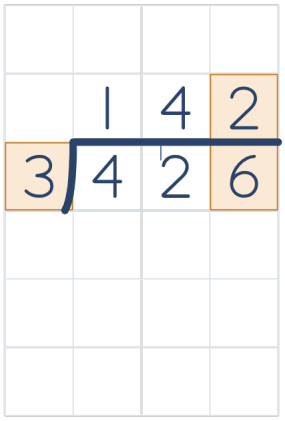


Finally, we check the ones. We ask again, “How many 3s are in 6?” 2 groups of 3 make 6. We have written 2 above this column. There is nothing left over in this column.

**Step 15**

**426 ÷ 3 =** **142**

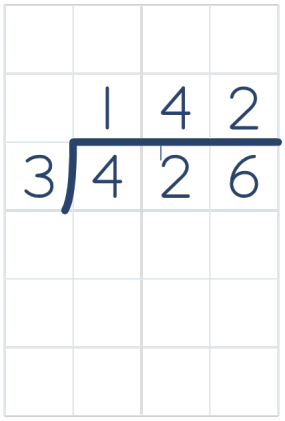


The quotient is 142. Copy 142 into the answer box. Make sure you copy the answer correctly.